

S.O.R.G.

Registration and Information:

www.paaoms.org


Participant Fee:

Course fee is 300 SAR including Hands-on Workshop
(Hands-on Workshop is limited to 20 participants)

Location:

Training and Studies Center at King Fahad Hospital
Jeddah, Kingdom of Saudi Arabia

Oral & Maxillofacial Surgery



**A Revolution in
Cranio-Maxillofacial
Osteosynthesis**

SonicWeld Rx®

Experience all benefits of a unique and revolutionary osteosynthesis technique:

- 100% amorphous and biodegradable thanks to pure PDLLA
- Highest stability thanks to cortical as well as cancellous anchorage and immediate locking between PDLLA pin and plate
- Simple to use and easy handling thanks to ultrasonic driven introduction of the resorbable materials

Surgical Innovation is our Passion.

KLS martin
GROUP

Gebrüder Martin GmbH & Co. KG · A company of the KLS Martin Group
Ludwigstaler Str. 132 · D-78532 Tuttlingen/Germany
Phone +49 7461 706-0 · Fax +49 7461 706-193 · info@klsmartin.com · www.klsmartin.com

S.O.R.G.

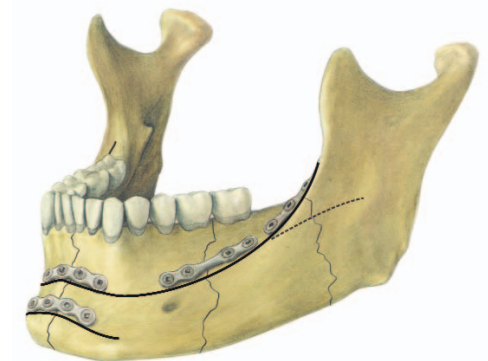
**The first S.O.R.G.
Middle East Course**

Symposium
including Hands-on Workshop

**Mandibular Fracture
Treatment**

In Conjunction with the

**Pan Arab Association
for Oral & Maxillofacial
Surgeons (PAAOMS)**



**February, 11th, 2008
Jeddah, Saudi Arabia**

www.sorg-group.com

Speakers:



Awwad Al-Bishri
Makkah,
Saudi Arabia



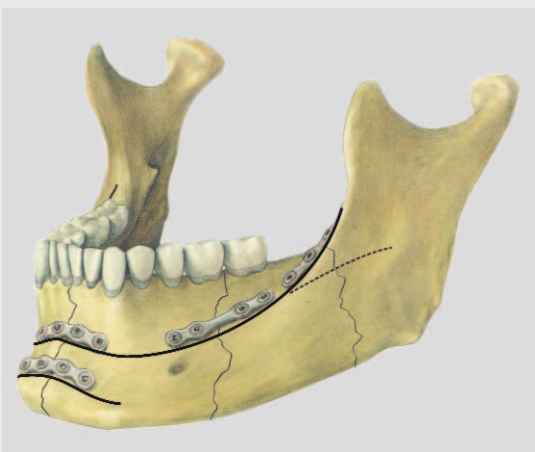
Ruud Bos
Groningen,
The Netherlands



Juergen Hoffmann
Tuebingen,
Germany

Organizing Committee:

Chairman: Awwad Al-Bishri, Makkah, Saudi Arabia
Coordinator: Ahmed Al-Yamani, Jeddah, Saudi Arabia
Secretary: Oliver Scheunemann, Tuttlingen, Germany



Program

February, 11th, 2008

Topic: Mandibular Fracture Treatment

8:00 - 8:30	Registration
8:30 - 9:45	Biomechanics of the mandible, mandible fracture patterns
8:45 - 9:00	Diagnostic procedures for mandible trauma
9:00 - 9:20	Indications for operative and non-operative treatment of mandible fractures
9:20 - 9:40	Surgical approaches to the mandible
9:40 - 10:00	Osteosynthesis techniques in the mandible <ul style="list-style-type: none"> - principles and definitions - load sharing osteosynthesis - load bearing osteosynthesis - lag screws - position screws
10:00 - 10:20	Coffee Break
10:20 - 10:40	Treatment of symphyseal and parasymphyseal fractures including approaches
10:40 - 11:00	Treatment of angular and lateral body fractures of the mandible

11:00 - 11:45	Practical 1 Mandibulo-maxillary fixation with Arch Bars, Ernst Ligatures and IMF screws
11:45 - 12:30	Practical 2 Fixation of fracture of the symphysis of the mandible
12:30 - 01:15	Practical 3 Fixation of fracture of the mandibular angle with a 2.0 mandible plate on the oblique ridge
01:15 - 02:15	Lunch & Prayer
02:15 - 02:35	Osteosynthesis in bone with reduced quality <ul style="list-style-type: none"> - atrophic mandibles - comminuted and defect fractures - infected fracture sites - gunshot injuries
02:35 - 02:55	Open versus closed treatment of condylar fractures
02:55 - 03:15	Fracture treatment in the growing skeleton
03:15 - 03:30	Coffee break
03:30 - 04:30	Practical 4 Fixation of a comminuted fracture of the lateral body of the mandible with a reconstruction plate